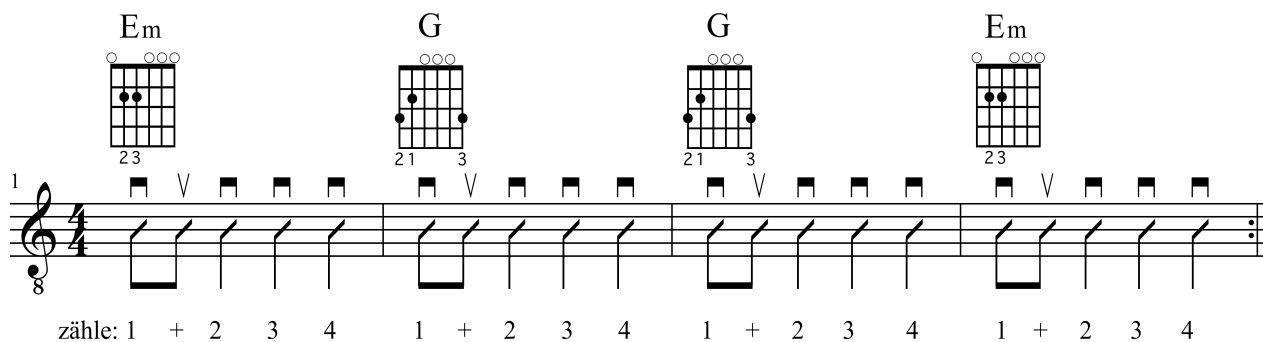


## b) Übungen mit Achterelhythmen

### Übung 48



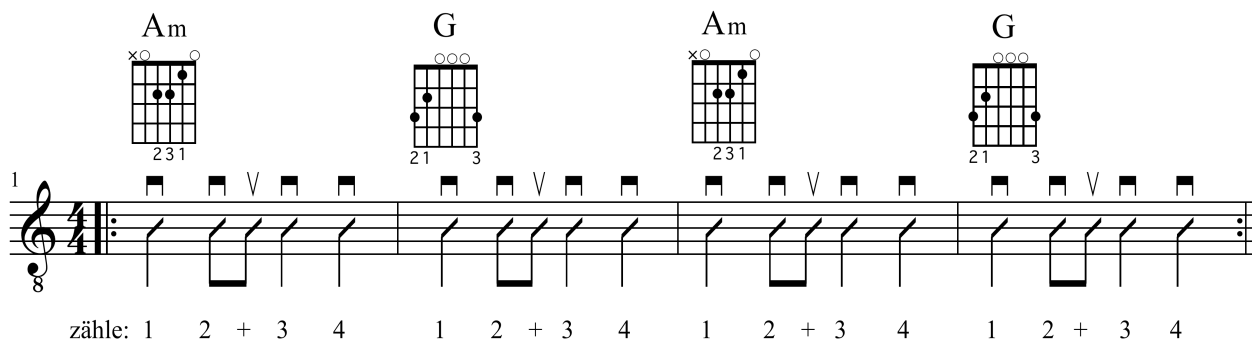
Übung 48 is a guitar exercise in 4/4 time, consisting of four measures. Each measure contains a chord diagram and a rhythmic pattern. The chords are Em, G, G, and Em. The rhythmic pattern is a quarter note followed by three eighth notes, with a 'V' above the first eighth note. The counting is: zähle: 1 + 2 3 4.

Chord diagrams:

- Em: 23
- G: 21 3
- G: 21 3
- Em: 23

Counting: zähle: 1 + 2 3 4    1 + 2 3 4    1 + 2 3 4    1 + 2 3 4

### Übung 49



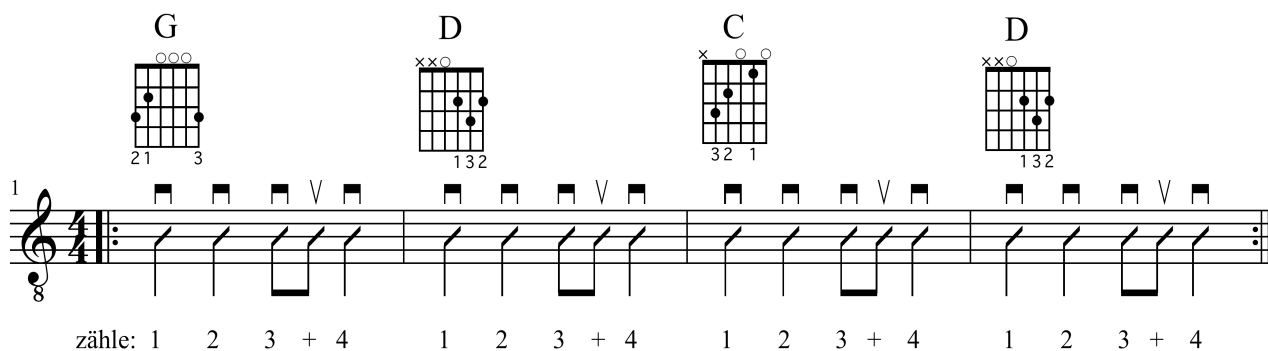
Übung 49 is a guitar exercise in 4/4 time, consisting of four measures. Each measure contains a chord diagram and a rhythmic pattern. The chords are Am, G, Am, and G. The rhythmic pattern is a quarter note followed by three eighth notes, with a 'V' above the first eighth note. The counting is: zähle: 1 2 + 3 4.

Chord diagrams:

- Am: 231
- G: 21 3
- Am: 231
- G: 21 3

Counting: zähle: 1 2 + 3 4    1 2 + 3 4    1 2 + 3 4    1 2 + 3 4

### Übung 50



Übung 50 is a guitar exercise in 4/4 time, consisting of four measures. Each measure contains a chord diagram and a rhythmic pattern. The chords are G, D, C, and D. The rhythmic pattern is a quarter note followed by three eighth notes, with a 'V' above the first eighth note. The counting is: zähle: 1 2 3 + 4.

Chord diagrams:

- G: 21 3
- D: 132
- C: 32 1
- D: 132

Counting: zähle: 1 2 3 + 4    1 2 3 + 4    1 2 3 + 4    1 2 3 + 4

## Übung 51

zähle: 1 2 3 + 4 + 1 2 3 + 4 + 1 2 3 + 4 + 1 2 3 + 4 +

## Übung 52

zähle: 1 2 3 4 + 1 2 3 4 + 1 2 3 4 + 1 2 3 4 +

## Übung 53

zähle: 1 2 3 4 + 1 2 3 4 + 1 2 3 4 + 1 2 3 4 +

**Anmerkung:** Das Symbol ° bedeutet, dass man bei diesem Aufschlag (in der Regel auf der Zählzeit <4+>) den „Leersaitenrücken“ anwenden kann. Dazu nimmt man bereits an dieser Stelle die Greifhand vom Griffbrett weg in Richtung des nächsten Akkords. So kann man rechtzeitig auf Zählzeit <1> diesen Akkord greifen und spielen.

## Übung 54

Am C D Em

1

zähle: 1 2 3 4 + 1 2 3 4 + 1 2 3 4 + 1 2 3 4 +

## Übung 55

A A D D

zähle: 1 2 + 3 4 + 1 2 + 3 4 + 1 2 + 3 4 + 1 2 + 3 4 +

## Übung 56

G G Em Em

zähle: 1 + 2 + 3 4 1 + 2 + 3 4 1 + 2 + 3 4 1 + 2 + 3 4

## Übung 57

D C D Em

1

zähle: 1 2 + 3 + 4 1 2 + 3 + 4 1 2 + 3 + 4 1 2 + 3 + 4

## Übung 58

G: 21 3, C: x 3 2 1, D: x x 0 1 3 2, C: x 3 2 1

zähle: 1 2 3 + 1 2 3 + 1 2 3 + 1 2 3 +

## Übung 59

Am: x 0 2 3 1, Em: 0 2 3, Am: x 0 2 3 1, D: x x 0 1 3 2

zähle: 1 + 2 3 4 + 1 + 2 3 4 + 1 + 2 3 4 + 1 + 2 3 4 +

## Übung 60

G: 21 3, G: 21 3, Am: x 0 2 3 1, Am: x 0 2 3 1


zähle: 1 + 2 + 3 + 4 1 + 2 + 3 + 4 1 + 2 + 3 + 4 1 + 2 + 3 + 4


## Übung 61

G: 21 3, Em: 0 2 3, G: 21 3, Em: 0 2 3

zähle: 1 2 + 3 + 4 + 1 2 + 3 + 4 + 1 2 + 3 + 4 + 1 2 + 3 + 4 +


## Übung 62

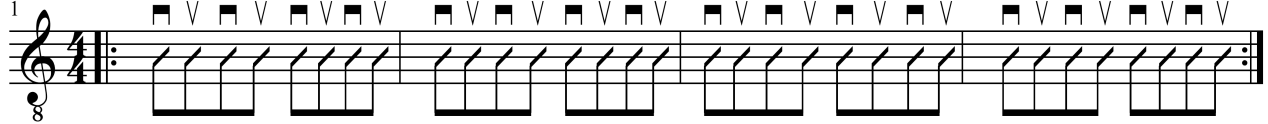




zähle: 1 2 + 3 1 2 + 3 1 2 + 3 1 2 + 3


## Übung 63

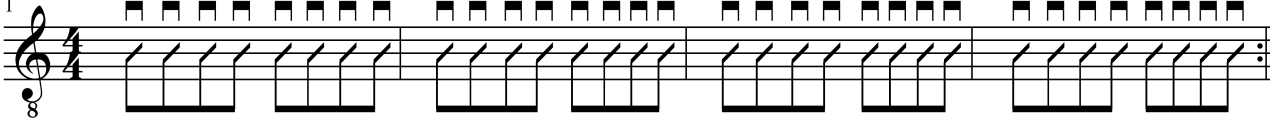




zähle: 1 + 2 + 3 + 4 + 1 + 2 + 3 + 4 + 1 + 2 + 3 + 4 + 1 + 2 + 3 + 4 +


## Übung 64






zähle: 1 + 2 + 3 + 4 + 1 + 2 + 3 + 4 + 1 + 2 + 3 + 4 + 1 + 2 + 3 + 4 +

## Übung 65





zähle: 1 2 + 3 + 4 1 2 + 3 + 4 1 2 + 3 + 4 1 2 + 3 + 4

## Übung 66

G: 21 3 (open strings 1, 2, 3)
   
 Am: x0 231 (open strings 1, 2, 3)
   
 C: x3 2 1 (open strings 1, 2, 3)
   
 D: xx0 132 (open strings 1, 2, 3)

zähle: 1 2 + 3 + 4 + 1 2 + 3 + 4 + 1 2 + 3 + 4 + 1 2 + 3 + 4 +

## Übung 67

E: 231 (open strings 1, 2, 3)
   
 G: 21 3 (open strings 1, 2, 3)
   
 D: xx0 132 (open strings 1, 2, 3)
   
 A: xo 123 (open strings 1, 2, 3)

zähle: 1 + 2 + 3 + 4 1 + 2 + 3 + 4 1 + 2 + 3 + 4 1 + 2 + 3 + 4

## Übung 68

G: 21 3 (open strings 1, 2, 3)
   
 Dm: xx0 231 (open strings 1, 2, 3)
   
 G: 21 3 (open strings 1, 2, 3)
   
 Dm: xx0 231 (open strings 1, 2, 3)

zähle: 1 + 2 + 3 + 4 + 1 + 2 + 3 + 4 + 1 + 2 + 3 + 4 + 1 + 2 + 3 + 4 +

## Übung 69

G: 21 3 (open strings 1, 2, 3)
   
 G: 21 3 (open strings 1, 2, 3)
   
 D7: xx0 213 (open strings 1, 2, 3)
   
 D7: xx0 213 (open strings 1, 2, 3)

zähle: 1 + 2 + 3 + 4 1 + 2 + 3 + 4 1 + 2 + 3 + 4 1 + 2 + 3 + 4

## Übung 70

zähle: 1 + 2 + 3 + 4 + 1 + 2 + 3 + 4 + 1 + 2 + 3 + 4 + 1 + 2 + 3 + 4 +

## Übung 71

zähle: 1 2 3 4 + 1 2 3 4 + 1 2 3 4 + 1 2 3 4 +

## Übung 72

zähle: 1 2 + 3 + 1 2 + 3 + 1 2 + 3 + 1 2 + 3 +

## Übung 73

zähle: 1 2 + 3 4 + 1 2 + 3 4 + 1 2 + 3 4 + 1 2 + 3 4 +

## Übung 74

zähle: 1 2 + 3 + 4    1 2 + 3 + 4    1 2 + 3 + 4    1 2 + 3 + 4

## Übung 75

zähle: 1 + 2 3    1 + 2 3    1 + 2 3    1 + 2 3

## Übung 76

zähle: 1 + 2 + 3 +    1 + 2 + 3 +    1 + 2 + 3    1 + 2 + 3 +

## Übung 77

zähle: 1 2 + 3 + 4 +    1 2 + 3 + 4 +    1 2 + 3 + 4 +    1 2 + 3 + 4 +



## Übung 78

Am Dm Am Em

zähle: 1 2 + 3 1 2 + 3 1 2 + 3 1 2 + 3

## Übung 79

Em Em G B7

zähle: 1 2 + 3 + 1 2 + 3 + 1 2 + 3 + 1 2 + 3 +

## Übung 80

Em Em G B7

zähle: 1 2 3 + 1 2 3 + 1 2 3 + 1 2 3 +

## Übung 81

G Am C D

zähle: 1 2 + 3 + 4 1 2 + 3 + 4 1 2 + 3 + 4 1 2 + 3 + 4

# Übung 82

The exercise is written in 4/4 time and consists of four measures. Above the staff, four chord diagrams are provided: D (132), D (132), Dm (231), and C (321). The rhythmic notation below the staff shows a sequence of chords and notes: Measure 1 (D) has a quarter note on the 2nd string, followed by eighth notes on the 2nd and 3rd strings. Measure 2 (D) has a quarter note on the 2nd string, followed by eighth notes on the 2nd and 3rd strings. Measure 3 (Dm) has a quarter note on the 2nd string, followed by eighth notes on the 2nd and 3rd strings. Measure 4 (C) has a quarter note on the 2nd string, followed by eighth notes on the 2nd and 3rd strings. The counting 'zähle' is provided below the staff: 1 2 + 3 + 4 + 1 2 + 3 + 4 + 1 2 + 3 + 4 + 1 2 + 3 + 4 +.